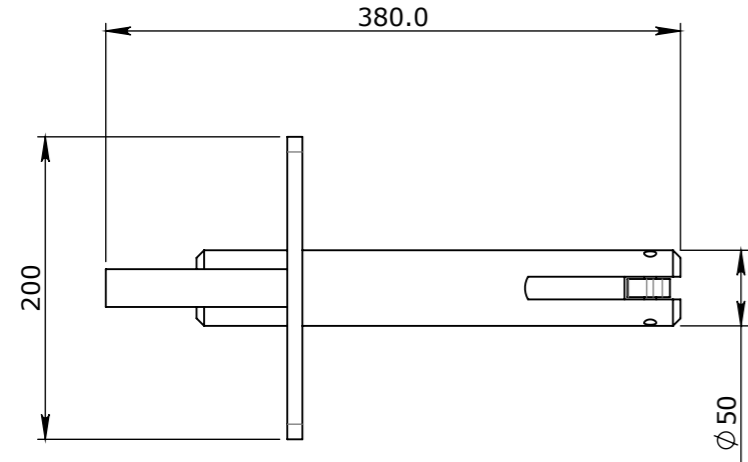
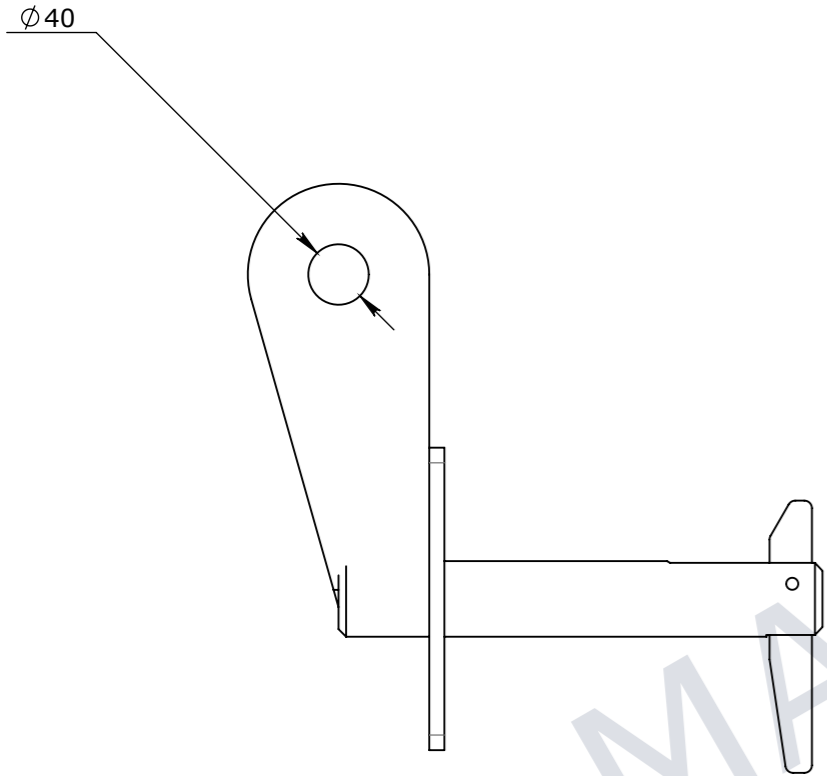


**BOM:50207046**

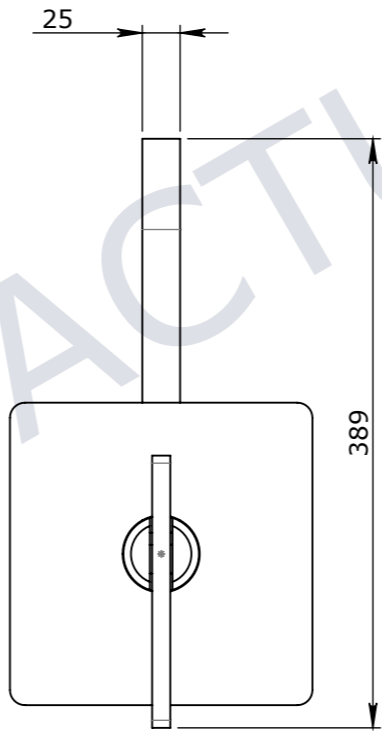
ITEM #	PART #	DESCRIPTION	WEIGHT
1	50207046	LIFTING PIN ASSEMBLY 2x PINS 3.2T	9



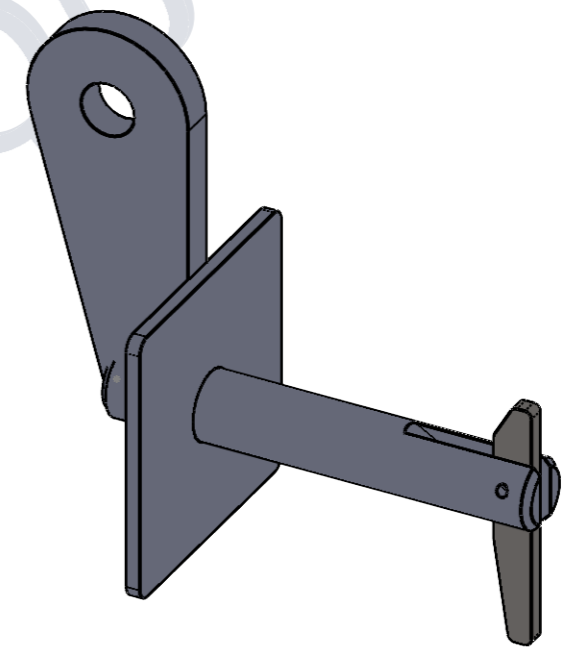
PLAN VIEW



ELEVATION VIEW



END VIEW



ISOMETRIC VIEW

UNCONTROLLED DOCUMENT WHEN PRINTED

- TOLERANCE NOTES:**
1. CONCRETE TOLERANCES TO BE INCONJUNCTION / ACCORDANCE WITH AS3600 - CONCRETE STRUCTURES
  2. WHEN A BROOM FINISH IS REQUIRED THE GENERAL TOLERANCE SUPERCEDES THE FLATNESS TOLERANCE
  3. WALL THICKNESS - DIMENSION AS NOTED IS MINIMUM THICKNESS ONLY
  4. CONCRETE GRADE - 40MPA UNLESS NOTED OTHERWISE
  5. DIMENSIONS ARE NOT INCLUSIVE OF SEALANTS OF JOINTS
  6. SURFACE FINISH - CLASS 4 (AS3610.1)

Rev	DESCRIPTION	DATE	BY	APPROVED
3				
2				
1				

GENERAL TOLERANCES		REVISION CONTROL	
NOMINAL:	UP TO 1000mm	1M AND ABOVE	FLATNESS: (NOT INCLUDING BROOME FINISH)
TOLERANCE:	±5mm	1mm IN 200mm UP TO A MAXIMUM OF 20mm	±4mm PER 1M WIDTH IN 1M LENGTH

CHK / APPR:	AC
DATE:	
RPEQ DOCUMENT #:	
WEIGHT:	9 Kg
MATERIAL:	
IRF REF:	

**Infrastructure Products Australia**  
A CRH COMPANY

HEAD OFFICE:  
1 REEVES COURT  
BREAKWATER, VIC 3219  
1800 065 356

ENGINEERING & DEVELOPMENT:  
91 STRADBROKE STREET  
HEATHWOOD, QLD 4110  
(07) 3714 0444

DRAFTED DATE:	9/12/2022
DRAFTED BY:	N.BRADIC
DATE LAST SAVED:	11/01/2023
LAST SAVED BY:	CABEYSINGH
DRAWN TO AS 1100 DO NOT SCALE FROM SHEET	

PART/PRODUCT #	50207046	QUOTE #		ORDER #	
REINFORCEMENT COMPUTATION		PIT #		ITEM TYPE	
CLIENT	CUBIS SYSTEMS/AUSPITS				
PROJECT DESC					
DRAWING NAME	LIFTING PIN ASSEMBLY 2x PINS 3.2T				REV.
DRAWING #	50207046	PAGE	1 / 1	SHEET SIZE	A3
SCALE	1:5				
					<b>1</b>