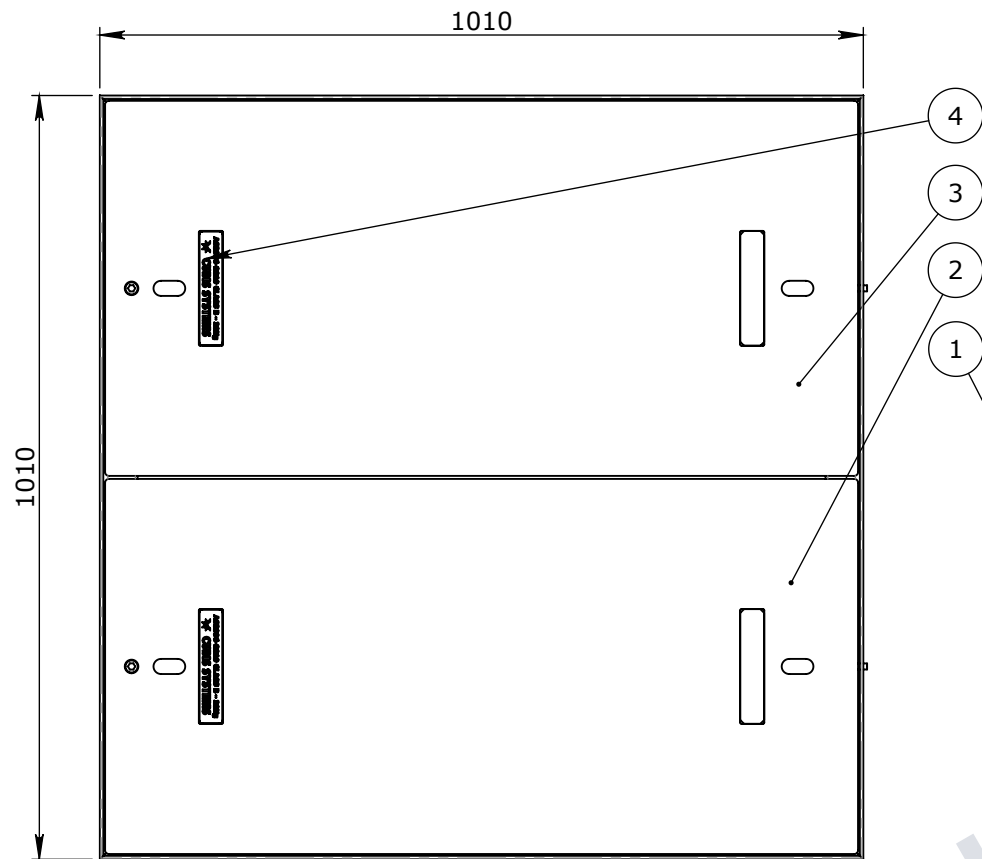


FABRICATION NOTE:

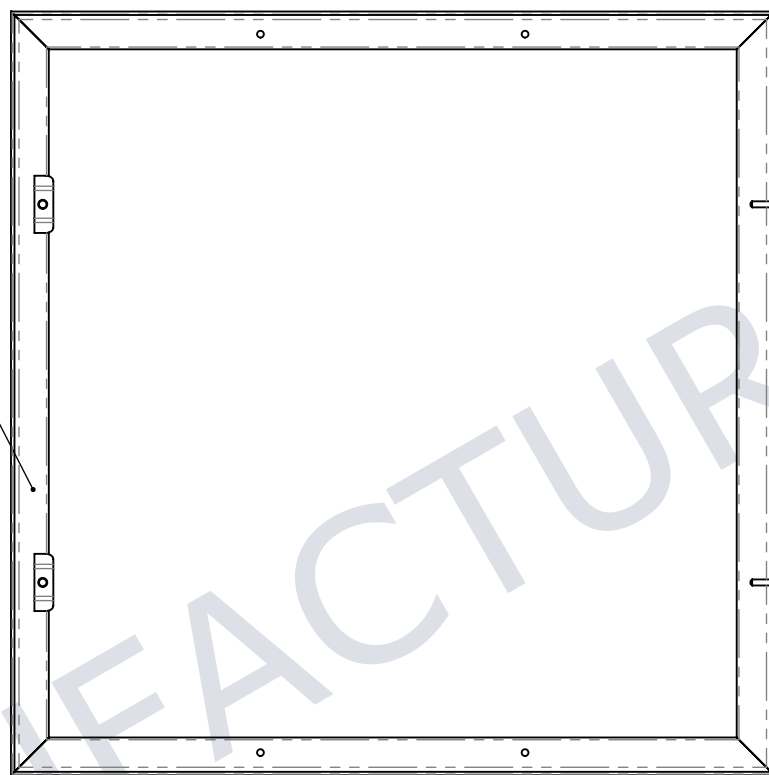
1. REFER TO TOLERANCES - FABRICATION UNO
2. WELDS TO COMPLY WITH AS 1554-1
3. 5mm CONTINUOUS FILLET WELDS UNO
4. ALL SHEET & PLATE PROFILES TO BE MACHINE CUT FROM .DXF FILES, SOME DIMENSIONS OMITTED
5. REMOVE ALL BURRS & SHARP EDGES
6. * DENOTES FORMED/ROLLED PROFILES
7. MATERIAL CERTIFICATE TO BE SUPPLIED

BOM:50204845-05

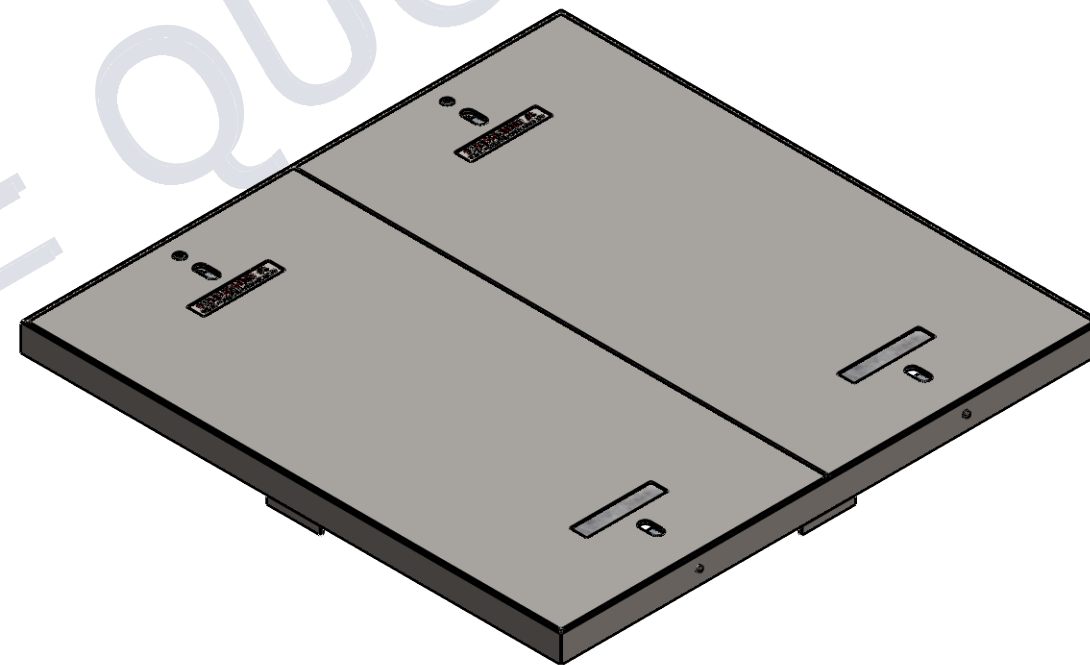
ITEM #	QTY.	PART #	DESCRIPTION	WEIGHT
1	1	NPD20-014-01	900X900 COVER FRAME	14.14
2	1	NPD20-014-02	900X900 LOCKABLE COVER #1	28.08
3	1	NPD20-014-03	900X900 LOCKABLE COVER #2	28.08
4	2	NPD20-014-04	900X900 INFIL NAME PLATE	0.0



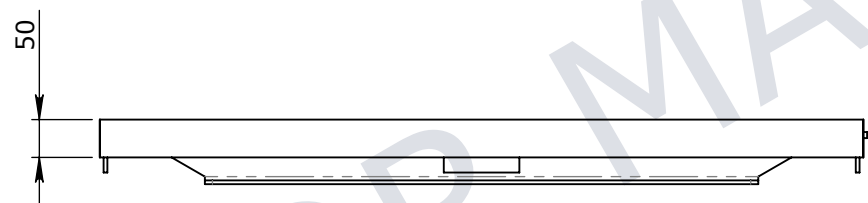
PLAN VIEW



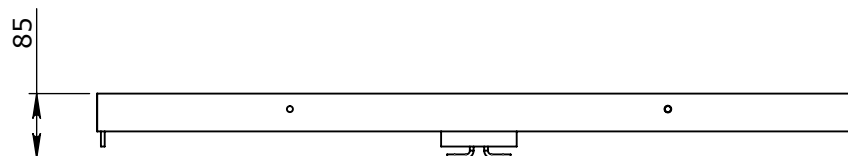
PLAN VIEW
COVER REMOVED FOR CLARITY



ISOMETRIC VIEW



ELEVATION VIEW



END VIEW

UNCONTROLLED DOCUMENT WHEN PRINTED

TOLERANCE NOTES:

1. CONCRETE TOLERANCES TO BE INCONJUNCTION / ACCORDANCE WITH AS3600 - CONCRETE STRUCTURES
2. WHEN A BROOM FINISH IS REQUIRED THE GENERAL TOLERANCE SUPERCEDES THE FLATNESS TOLERANCE
3. WALL THICKNESS - DIMENSION AS NOTED IS MINIMUM THICKNESS ONLY
4. CONCRETE GRADE - 40MPA UNLESS NOTED OTHERWISE
5. DIMENSIONS ARE NOT INCLUSIVE OF SEALANTS OF JOINTS
6. SURFACE FINISH - CLASS 4 (AS3610.1)

Rev.	DESCRIPTION	DATE	BY	APPROVED
3				
2				
1				

GENERAL TOLERANCES		REVISION CONTROL	
NOMINAL:	UP TO 1000mm	1M AND ABOVE	FLATNESS: (NOT INCLUDING BROOME FINISH)
TOLERANCE:	±5mm	1mm IN 200mm UP TO A MAXIMUM OF 20mm	±4mm PER 1M WIDTH IN 1M LENGTH

CHK / APPR:	AC
DATE:	
RPEQ DOCUMENT #:	
WEIGHT:	121.08Kg
MATERIAL:	
IRF REF:	

Infrastructure Products Australia
A CRH COMPANY

HEAD OFFICE: 1 REEVES COURT, BREAKWATER, VIC 3219, 1800 065 356
ENGINEERING & DEVELOPMENT: 91 STRADBROKE STREET, HEATHWOOD, QLD 4110, (07) 3714 0444

DRAFTED DATE:	31/08/2022
DRAFTED BY:	
DATE LAST SAVED:	2/09/2022
LAST SAVED BY:	CABEYSINGH
DRAWN TO AS 1100 DO NOT SCALE FROM SHEET	

PART/PRODUCT #	50204845-05	QUOTE #		ORDER #	
REINFORCEMENT COMPUTATION		PIT #		ITEM TYPE	
CLIENT	CUBIS SYSTEMS				
PROJECT DESC	900x900 LOCKABLE COVER ASSEMBLY				
DRAWING NAME	900x900 LOCKABLE COVER ASSEMBLY				
DRAWING #	50204845-05	PAGE	1 / 1	SHEET SIZE	A3
SCALE	1:10	REV.	0		