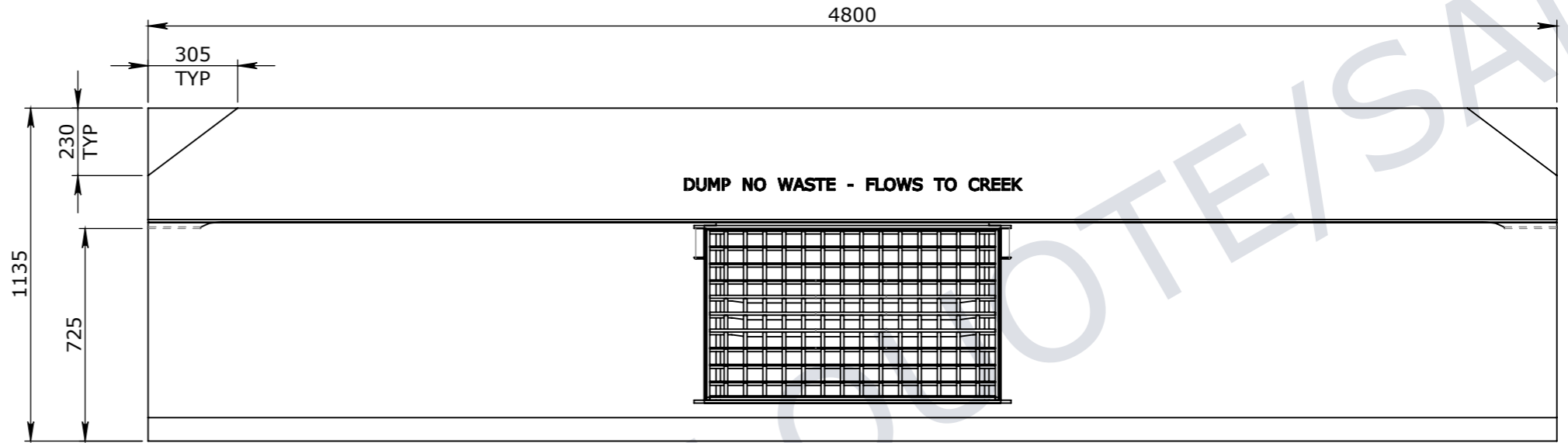


CONCRETE NOTE:

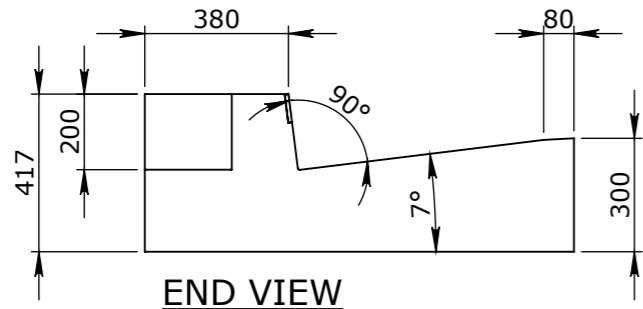
- REFER TO GENERAL TOLERANCES UNO
- GRADE OF FIBRE CONCRETE - 50MPA COMPLIES WITH MRTS273
- ALL LIFTING POINTS TO BE USED WHEN LIFTING
- MINIMUM STRENGTH OF CONCRETE SHALL BE 25MPA AT THE TIME OF LIFTING
- REFER TO PRECAST CONCRETE INSTALLATION GUIDE V.1 2019 FOR INSTALLATION DETAILS
- REFER TO ANCON LIFTING ARRANGEMENT PLAN
- KERB UNITS COMPLY WITH BELOW TMR STANDARDS
 - MRTS72
 - MRTS71
 - MRTS70
 - MRTS78
 - MRTS03
 - MRTS273
- GRATE AND FRAME COMPLY WITH AS3996:2019 FOR CLASS D LOAD RATING
- KERB UNITS COMPLY WITH TMR SD 1443 & 1444 TESTING CRITERIA
- EXPOSURE CLASSIFICATIONS - B2 AS PER AS3600:2017
DESIGN LIFE 50 YEARS AS PER AS3600:2017
MINIMUM COVER TO REINFORCEMENT - 25mm

NOTE:

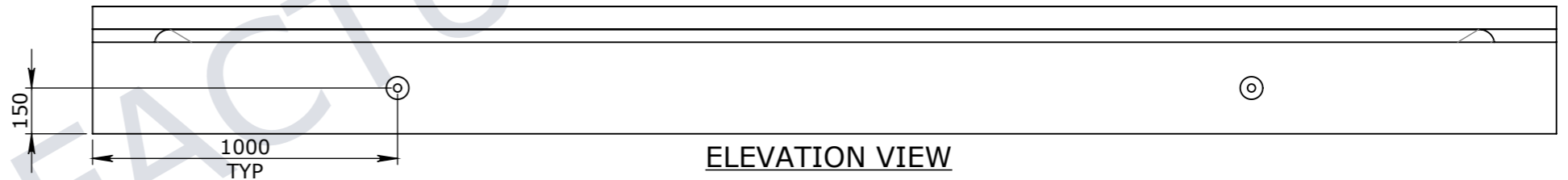
REINFORCEMENT DESIGN IS NOT SHOWN.
REINFORCEMENT DESIGN COMPLIES WITH TMR SD 1443 & 1444 LOADING REQUIREMENT AND OTHER TMR STANDARDS.



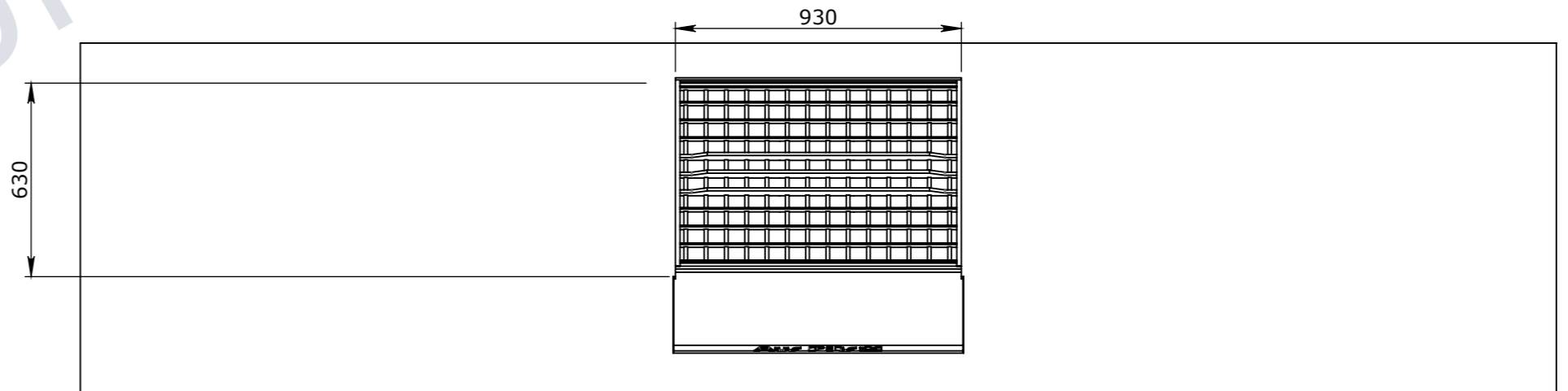
PLAN VIEW



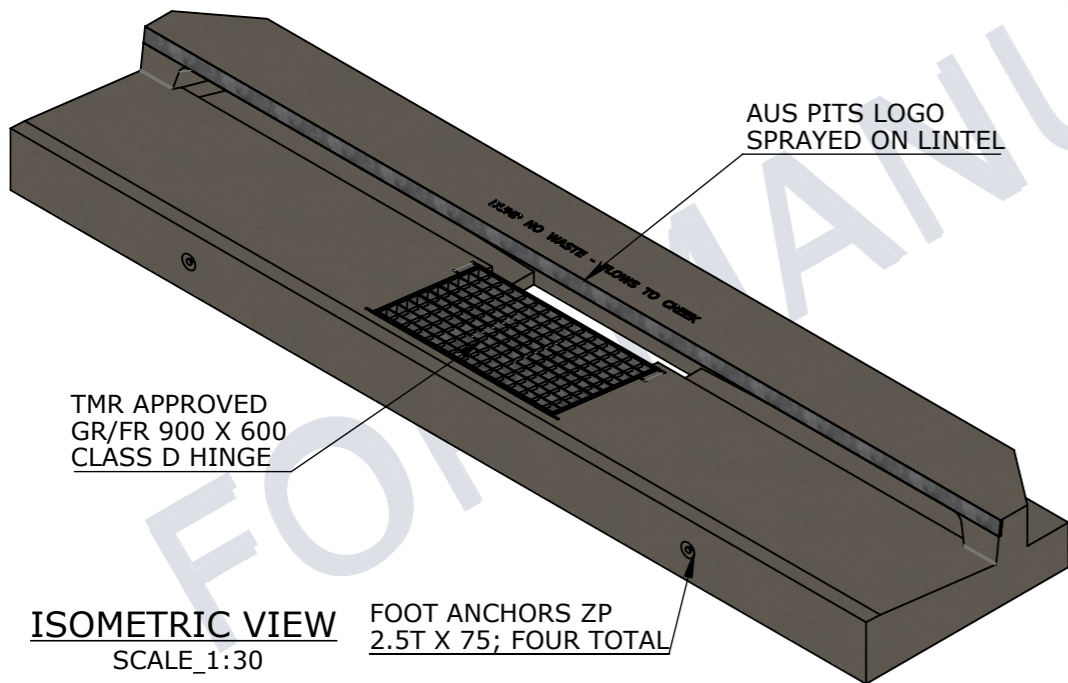
END VIEW



ELEVATION VIEW



UNDERSIDE VIEW



ISOMETRIC VIEW
SCALE_1:30

UNCONTROLLED DOCUMENT WHEN PRINTED

TOLERANCE NOTES:

- CONCRETE TOLERANCES TO BE IN CONJUNCTION / ACCORDANCE WITH AS3600 - CONCRETE STRUCTURES
- WHEN A BROOME FINISH IS REQUIRED THE GENERAL TOLERANCE SUPERCEEDS THE FLATNESS TOLERANCE
- WALL THICKNESS - DIMENSION AS NOTED IS MINIMUM THICKNESS ONLY
- CONCRETE GRADE - 40MPA UNLESS NOTED OTHERWISE
- DIMENSIONS ARE NOT INCLUSIVE OF SEALANTS OF JOINTS
- SURFACE FINISH - CLASS 4 (AS3610.1)

Rev	DESCRIPTION	DATE	BY	APPROVED
3				
2				
1				

GENERAL TOLERANCES		REVISION CONTROL	
NOMINAL:	UP TO 1000mm	1M AND ABOVE	FLATNESS: (NOT INCLUDING BROOME FINISH)
TOLERANCE:	±5mm	1mm IN 200mm UP TO A MAXIMUM OF 20mm	±4mm PER 1M WIDTH IN 1M LENGTH

CHK / APPR:	Abeyasingh
DATE:	Chanaka
RPEQ DOCUMENT #:	
WEIGHT:	3185.8Kg
MATERIAL:	
IRF REF:	

CUBIS SYSTEMS
A CRH COMPANY

HEAD OFFICE:
CARNHAM ROAD
BALLARAT, VIC 3351
(03) 5335 8741

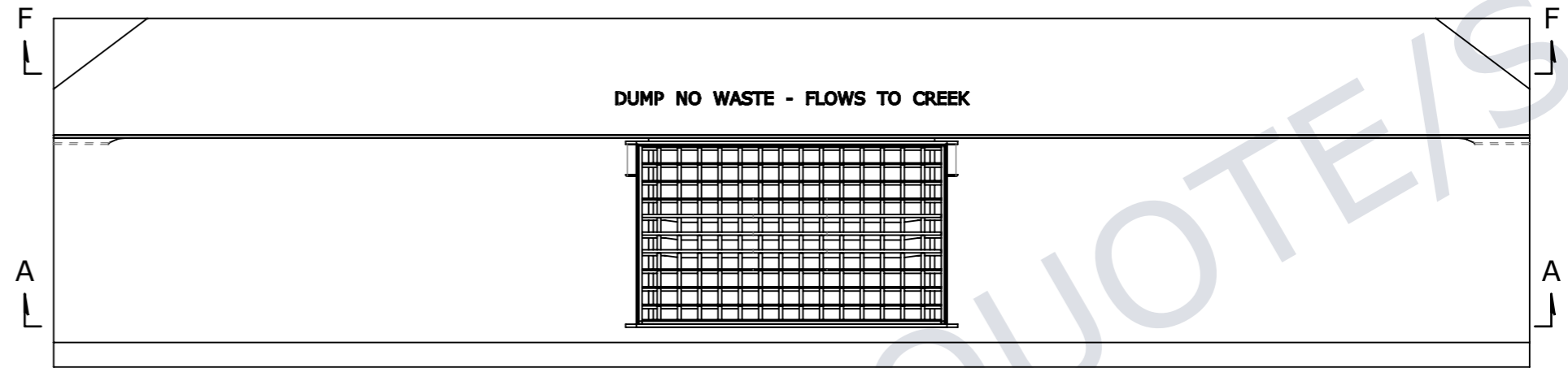
ENGINEERING & DEVELOPMENT:
91 STRADBROKE STREET
HEATHWOOD, QLD 4110
(07) 3714 0444

THE INFORMATION DISCLOSED IN THIS DOCUMENT IS CONFIDENTIAL AND IS NOT WITHOUT THE EXPRESS CONSENT OF CUBIS SYSTEMS

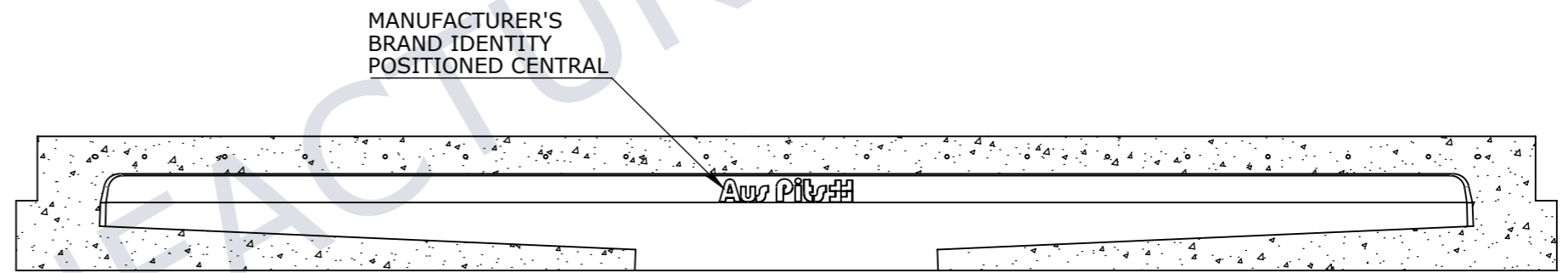
AUSTRALIA TO BE COPIED, REPRODUCED, OR GIVEN TO ANY OTHER PARTY IN ANY FORM AND THAT ALL COPYRIGHT, DESIGNS AND PATENTS VEST IN CUBIS SYSTEMS AUS.

DRAFTED DATE:	28/08/2020
DRAFTED BY:	DPRUSAC
DATE LAST SAVED:	30/03/2022
LAST SAVED BY:	CABEYSINGH
DRAWN TO AS 1100 DO NOT SCALE FROM SHEET	

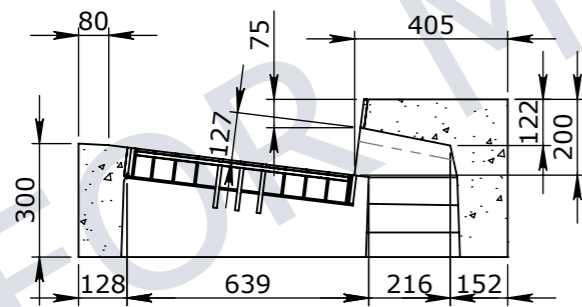
PART/PRODUCT #	50207099	QUOTE #		ORDER #	
REINFORCEMENT COMPUTATION		PIT #		ITEM TYPE	
CLIENT	DEPARTMENT OF TRANSPORT AND MAIN ROADS				
PROJECT DESC	TMR KERB UNITS				
DRAWING NAME	KERB UNIT INTAKE TMR LIL SAG 4800MM				
DRAWING #	50207099	PAGE	1 / 2	SHEET SIZE	A3
SCALE	1:20				
REV.	A				



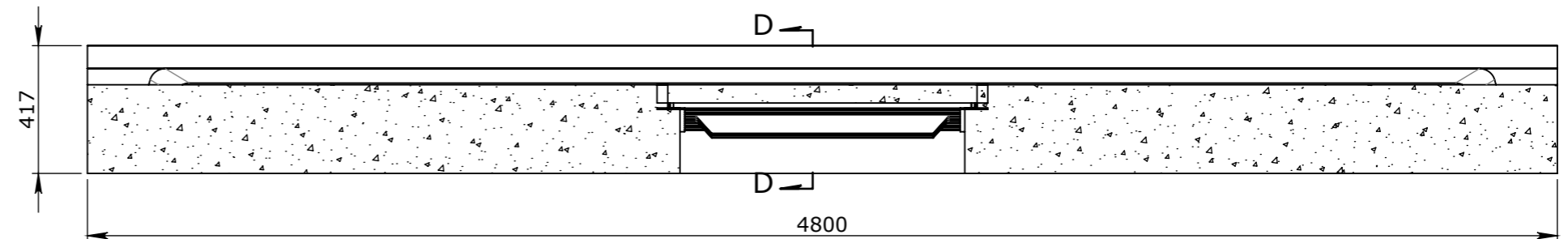
PLAN VIEW



SECTION F-F



SECTION D-D



SECTION A-A

UNCONTROLLED DOCUMENT WHEN PRINTED



VICTORIA:
CARNHAM ROAD
BALLARAT, VIC 3351
QLD:
91 STRADBROKE STREET
HEATHWOOD, QLD 4110
DRAWN TO AS 1100
DO NOT SCALE
FROM SHEET

NAME: KERB UNIT INTAKE TMR LIL SAG 4800MM		REV A
DRAWING No: 50207099		
DRAFTED BY: CABEYSINGH	DRAFTED DATE: 30/03/2022	PAGE: 2/2
SHEET: A3		SCALE UNO: 1:20