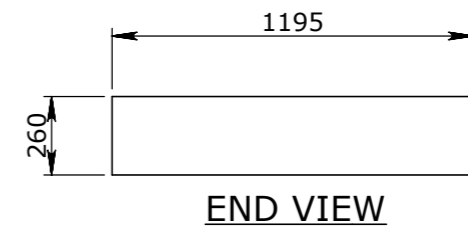
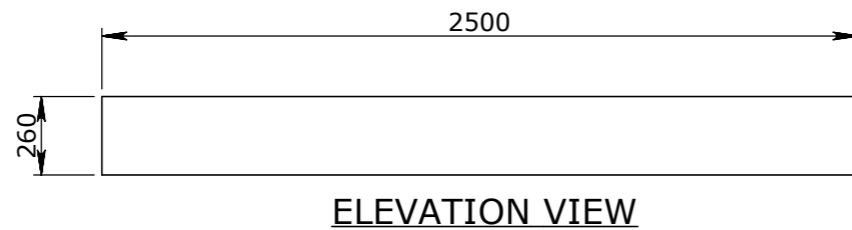
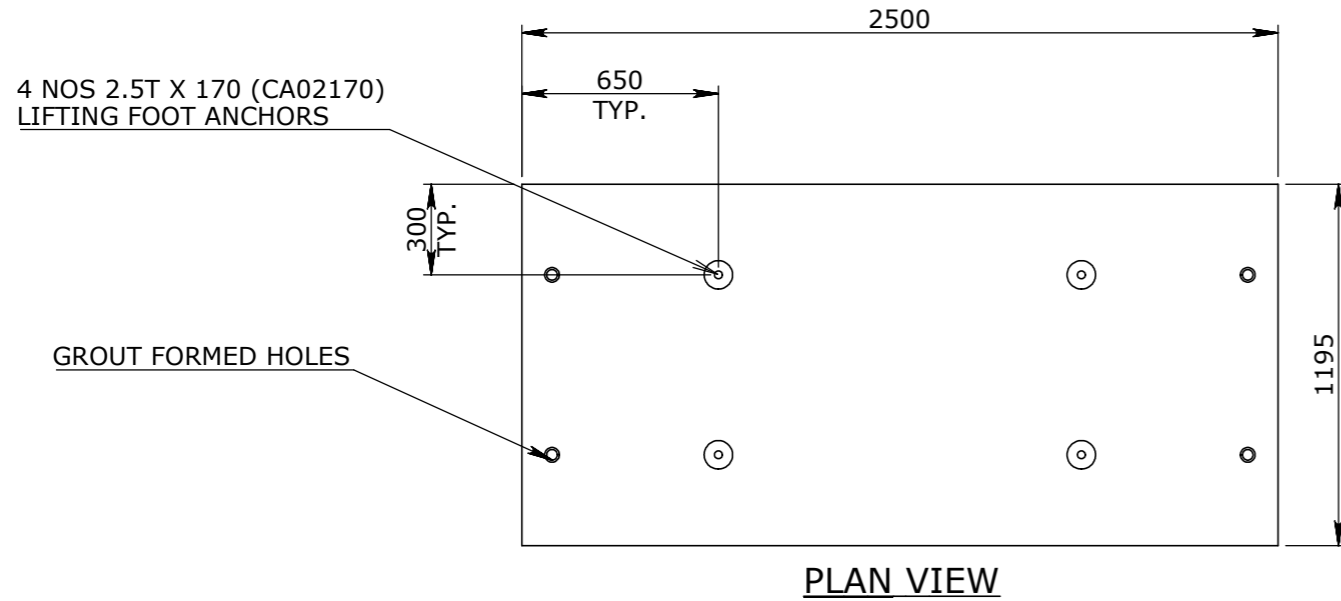


**CULVERT LINK SLAB NOTES:**

1. REFER TO GENERAL TOLERANCES UNO
2. ALL LIFTING POINTS TO BE USED WHEN LIFTING
3. MINIMUM STRENGTH OF CONCRETE SHALL BE 25MPA AT THE TIME OF LIFTING
4. NOMINAL COVER TO REINFORCEMENT - 35MM
5. REFER TO ANCON LIFTING ARRANGEMENT PLAN
6. BOX CULVERTS COMPLIES TO AS1597.2-2013



UNCONTROLLED DOCUMENT WHEN PRINTED

**TOLERANCE NOTES:**

1. CONCRETE TOLERANCES TO BE INCONJUNCTION / ACCORDANCE WITH AS3600 - CONCRETE STRUCTURES
2. WHEN A BROOME FINISH IS REQUIRED THE GENERAL TOLERANCE SUPERCEEDS THE FLATNESS TOLERANCE
3. WALL THICKNESS - DIMENSION AS NOTED IS MINIMUM THICKNESS ONLY
4. CONCRETE GRADE - 40MPA UNLESS NOTED OTHERWISE
5. DIMENSIONS ARE NOT INCLUSIVE OF SEALANTS OF JOINTS
6. SURFACE FINISH - CLASS 4 (AS3610.1)

Rev	DESCRIPTION	DATE	BY	APPROVED
3				
2				
1				

GENERAL TOLERANCES		REVISION CONTROL	
NOMINAL:	UP TO 1000mm	1M AND ABOVE	FLATNESS: (NOT INCLUDING BROOME FINISH)
TOLERANCE:	±5mm	1mm IN 200mm UP TO A MAXIMUM OF 20mm	±4mm PER 1M WIDTH IN 1M LENGTH

CHK / APPR: <b>Revee Lein</b>
DRAFTED BY: <b>M. Orozco</b>
DATE:
RPEQ DOCUMENT #:
WEIGHT: <b>1897.69Kg</b>
MATERIAL: <b>CONCRETE 50MPA</b>
IRF REF:

**Infrastructure Products Australia**  
A CRH COMPANY

HEAD OFFICE: 1 REEVES COURT, BREAKWATER, VIC 3219, 1800 065 356  
ENGINEERING & DEVELOPMENT: 91 STRADBROKE STREET, HEATHWOOD, QLD 4110, (07) 3714 0444

DRAFTED DATE: <b>24/01/2022</b>
DRAFTED BY: <b>DPRUSAC</b>
DATE LAST SAVED: <b>4/07/2022</b>
LAST SAVED BY: <b>ROROZCO</b>
DRAWN TO AS 1100 DO NOT SCALE FROM SHEET

PART/PRODUCT # <b>TMR LINK SLABS</b>	QUOTE #	ORDER #
REINFORCEMENT COMPUTATION	PIT # <b>50207206</b>	ITEM TYPE <b>RCBC LINK SLAB</b>
CLIENT <b>CUBIS SYSTEMS</b>	PROJECT DESC <b>LINK SLABS</b>	
DRAWING NAME <b>LINK SLAB TMR 2100-2A 1200mm NOMINAL LENGTH</b>	DRAWING # <b>50207206</b>	REV. <b>0</b>
PAGE <b>1 / 1</b>	SHEET SIZE <b>A3</b>	SCALE <b>1:25</b>