


ENCASEMENT SCEC 1500X1500X200 WITH SCEC SL2 TO SUIT 1100x900 OPENING CLASS D





Product Code: 50203510

Infrastructure Products Australia' precast encasements are manufactured using a 40MPa steel reinforced concrete and come in a variety of sizes to suit Infrastructure Products Australia' broad range of access covers, including GMS and cast iron covers.

 MATERIAL
Precast Concrete

 SIZE
1543mm (L) x 1543mm (W) x 200mm (D)

 LOAD RATING
D



Features & benefits

Variability in size


Our precast encasement range comes in a variety of sizes to accommodate for our broad range of access cover options to ensure you have the right combination for your project.

Extensive life span

Design engineered to meet industry and installation requirements, your precast encasement is guaranteed to withstand even the harshest conditions.

Heavy duty applications

Manufactured using steel reinforced 40MPa concrete, Infrastructure Products Australia ' precast encasements are an excellent solution for heavy duty applications.



Full specifications

Material	High strength concrete has a compressive strength of 40MPa or greater. Infrastructure Products Australia manufactures their precast encasements using steel reinforced concrete to ensure a minimum of 40MPa. This ensures that our precast encasements remain durable and robust throughout their lifetime.
Load Rating	Precast encasements are manufactured to a Class G load rating (a serviceability design load of 900kN) under the Australian Standard AS/NZ 3996. This makes our precast encasements suitable for docks, wharves and airport runways.

Contact Us

Email: sales@cubis-systems.com.au

Phone: 1800 665 356